


WELCOME to CBISA - Year 3




Catholic Bible Institute of Southern Arizona

– Diocese of Tucson –

<https://diocesetucson.org/cbisa>

October 10, 2020

Tips for Better ZOOMing



- ❑ You control:
 - Camera on/off, *Camera Angle, Background Lighting*
 - Microphone on/off, *Volume settings*
 - Speaker View vs. Gallery View, *Side-by-side View*
- ❑ Hosts control:
 - Shared Screen (so you see my PPTs)
 - “Mute All”; Break-out Room Starts & Stops
- ❑ Your Participation:
 - Chat Box, Raise Hand, Open Mic, Breakouts
 - Sign in at 8:45; Say hello in “Chat” (attendance)
 - Please put in your real name(s)
- ❑ Questions?


CBISA Year 3 – Today's Agenda



- 8:45 Sign-in to ZOOM Session; Say hello on “Chat” (for attendance records)

- 9:00 **Welcome & Opening Prayer** (*CBISA Leadership Team*)
 - Announcements: Tips for Better Zooming
- 9:15 **Presentations** (handouts at <http://catholic-resources.org/CBISA/>)
 - Solutions to “Find 20 Books of the Bible”
 - Organization of Team Projects for Spring 2021 (cont.)
 - Tips for Starting a Group Bible Study (<Loyola Press)
 - Faith-Sharing Dynamics
 - The Blind Men & the Elephant
 - Scripture-Sharing Resources for Team Projects
 - Discussion of Reading Assignments: Mestre & Regen
 - Adult Learning Styles: People Are Very Different!
 - Listening Skills; Effective Listening
 - (*with two 10-minute breaks, starting around 10:00 and 11:00*)
- 12:00 **Lunch Break**
- 1:00 ***Lectio Divina* Practice**
 - Review LD Steps & Faith Sharing Guidelines (15 min)
 - *Lectio Divina* Practice Groups: **Matt 22:15-21** (29th Sun., Year A) –
facilitated by students 1&2 in each group (45 min)
- 2:00 Large-Group Evaluation & Discussion of *Lectio Divina* Process
- 2:30 **Final Announcements and Closing Prayer**
- 2:45 Conclusion

Opening Prayer: God's Creation



□ **Song:** *Canticle of the Sun*, vv. 1-2

■ https://www.youtube.com/watch?v=lE_Ei6JRl1o

□ **Reading:** Gen 1:26 – 2:3

□ **Responsorial:** Psalm 96


□ **Intercessions:**

□ **Collect Prayer:**

□ **Song:** *Canticle of the Sun*, vv. 3&5




Opening Prayer: Gen 1:26 – 2:3



- ❑ *A reading from the Book of Genesis.*
- ❑ Then God said, "Let us make humankind in our image, according to our likeness; and let them have dominion over the fish of the sea, and over the birds of the air, and over the cattle, and over all the wild animals of the earth, and over every creeping thing that creeps upon the earth." So God created humankind in his image, in the image of God he created them; male and female he created them. God blessed them, and God said to them, "Be fruitful and multiply, and fill the earth and subdue it; and have dominion over the fish of the sea and over the birds of the air and over every living thing that moves upon the earth." God said, "See, I have given you every plant yielding seed that is upon the face of all the earth, and every tree with seed in its fruit; you shall have them for food. And to every beast of the earth, and to every bird of the air, and to everything that creeps on the earth, everything that has the breath of life, I have given every green plant for food." And it was so. God saw everything that he had made, and indeed, it was very good. And there was evening and there was morning, the sixth day.
- ❑ Thus the heavens and the earth were finished, and all their multitude. And on the seventh day God finished the work that he had done, and he rested on the seventh day from all the work that he had done. So God blessed the seventh day and hallowed it, because on it God rested from all the work that he had done in creation.
- ❑ *The Word of the Lord. All: Thanks be to God.*

Responsorial: Psalm 96



All: O sing to the LORD a new song; sing to the LORD, all the earth.

Men: Sing to the LORD, bless his name; tell of his salvation from day to day.
Declare his glory among the nations, his marvelous works among all the peoples.

W: For great is the LORD, and greatly to be praised; he is to be revered above all gods.
For all the gods of the peoples are idols, but the LORD made the heavens.

Men: Honor and majesty are before him; strength and beauty are in his sanctuary.
Ascribe to the LORD, O families of the peoples, ascribe to the LORD glory and strength.

W: Ascribe to the LORD the glory due his name; bring an offering, and come into his courts.
Worship the LORD in holy splendor; tremble before him, all the earth.

Men: Say among the nations, "The LORD is king! The world is firmly established;
it shall never be moved. He will judge the peoples with equity."


W: Let the heavens be glad, and let the earth rejoice; let the sea roar, and all that fills it;
let the field exult, and everything in it.

Men: Then shall all the trees of the forest sing for joy before the LORD; for he is coming,
for he is coming to judge the earth.

W: He will judge the world with righteousness, and the peoples with his truth.


All: O sing to the LORD a new song; sing to the LORD, all the earth.

Opening Prayer: Intercessions



- ❑ O Lord, our God, when we look at the vast beauty of your creation we marvel at the dignity and calling you have given to us. As stewards of your earth, help us care for your creatures and embody your reign in the world. We pray... ***All: Lord, hear our prayer.***
- ❑ Creator God, all that exists comes from your loving design. We marvel at the harmonious order and rhythm of the world you have made. May we praise you always for the goodness that is so evident in the world around us. We pray... ***All: Lord, hear our prayer.***
- ❑ Provident God, you care for all the creatures of the earth and provide for their needs. Help us be more aware of the needs of the other living things on the earth and realize the interdependence of all your creation. We pray... ***All: Lord, hear our prayer.***
- ❑ O Lord, how many and diverse are the works of your creation. On land, in sky and sea, we see your creative work. May our breathing in and out remind us that life itself is a gift from you which we share with the living creatures of our world. We pray... ***All: Lord, hear our prayer.***
- ❑ Mighty God, you are the origin and first cause of the earth, sky, and sea. Help us humbly recognize our place in your creation and be aware of the limits of our understanding. Help us be truly wise and humble as you teach us your ways. We pray... ***All: Lord, hear our prayer.***

Opening Prayer: Conclusion



□ COLLECT:


O God of all creation, all your works manifest your goodness and love. The Scriptures teach us how to honor you and give you thanks for all the gifts of creation. Give us the voice and the desire to sing your praises along with our ancestors in faith and with all the other creatures of the earth. We praise you for the beauty, harmony, and variety of life in our world. Give us the desire to protect and nurture all the creatures of the earth so that they will always reflect your magnificent love and give you glory. We ask this in the name of Jesus Christ, your Son, our Lord. **All: Amen.**

□ SONG: *Canticle of the Sun* – Verses 3 & 5

■ https://www.youtube.com/watch?v=1E_Ei6JR11o

□ Prayers adapted from S. Binz, *Stewardship of the Earth*. Threshold Bible Study. 23rd Publications, 2007.

Find 20 Books of the Bible



Someone showed me this story and remarked that there are twenty books of the Bible hidden here. He challenged me to find them. Sure enough, they're all here. Still this thing is a lulu. Kept me looking so hard for the longest time. Some of you will get bogged down with the facts; others are hit by them like they were some kind of revelation. You may get in a jam, especially since the names are not capitalized and often leap the spaces between the words. This makes it a real job to find them, but it'll provide a most fascinating few minutes for you. Yes, there are some really easy ones to spot, but don't get a big head 'cause truthfully you'll soon figure that it would take most federal judges and preachers numbers of hours to find them all. I will admit that it usually takes a minister to find one of them, and that it is not uncommon for there to be loud lamentations when it is pointed out. One lady says that when she is confronted with puzzles like this, she brews a cup of tea to help her concentrate better. But then this gal is a real pro! Verbs, nouns, and all that stuff are her thing. See how well you can compete. Relax! There really are twenty names of Bible books in this story. If you fail to find them, there's a penalty. You'll have to go fly a kite, sit on a banana, hum the Battle Hymn of the Republic, or hose a dog (a mean one).

Find 20 Books of the Bible



1. Mark
2. Luke
3. Kings
4. Acts
5. Revelation
6. James
7. Job
8. Amos
9. Esther
10. Ruth
11. Judges

12. Preacher (Ecclesiastes)*

13. Numbers

14. Titus

15. Lamentations

16. Hebrews

17. Proverbs

18. Peter

19. Nahum

20. Hosea


- ***Note 1:** This is the “groaner,” since “Preacher” is only very *rarely used* as an alternate name for the Book of **Ecclesiastes**.
- **Note 2:** You may also have found the *abbreviations* of some biblical books.

Find 20 Books of the Bible



Someone showed me this story and remarked that there are twenty books of the Bible hidden here. He challenged me to find them. Sure enough, they're all here. Still this thing is a lulu. Kept me looking so hard for the longest time. Some of you will get bogged down with the facts; others are hit by them like they were some kind of revelation. You may get in a jam, especially since the names are not capitalized and often leap the spaces between the words. This makes it a real job to find them, but it'll provide a most fascinating few minutes for you. Yes, there are some really easy ones to spot, but don't get a big head 'cause truthfully you'll soon figure that it would take most federal judges and preachers numbers of hours to find them all. I will admit that it usually takes a minister to find one of them, and that it is not uncommon for there to be loud lamentations when it is pointed out. One lady says that when she is confronted with puzzles like this, she brews a cup of tea to help her concentrate better. But then this gal is a real pro! Verbs, nouns, and all that stuff are her thing. See how well you can compete. Relax! There really are twenty names of Bible books in this story. If you fail to find them, there's a penalty. You'll have to go fly a kite, sit on a banana, hum the Battle Hymn of the Republic, or hose a dog (a mean one).

CBISA – Year 3 Syllabus



□ TEXTBOOKS:

- **Mestre, Gabriel.** *Pray with the Bible; Meditate with the Word: The Exciting World of Lectio Divina.* ABS, 2013.
 - **Mestre, Gabriel.** *Rezar con la Biblia, Meditar con la Palabra: El apasionante mundo de la Lectio Divina.* ABS, 2013.
- **Regan, Jane E.** *Forming a Community of Faith: A Guide to Success in Adult Faith Formation Today.* New London, CT: 23rd Publications, 2014.

□ WEBSITES:

- Diocese of Tucson – <https://diocesetucson.org/cbisa>
 - Overall schedule & administrative contacts
- Fr. Felix Just, SJ – <https://catholic-resources.org/CBISA>
 - Syllabus, with Handouts & PPT Presentations

CBISA – Year 3 Syllabus



□ **CBISA YEAR 3 LEADERSHIP TEAM:**

- Fr. Felix Just, SJ
- Pam Coonan
- Randy Munsen
- Ofelia James
- Sr. Lois Paha, OP

□ **FALL SESSIONS (Sept. – Dec.)**

- Mornings: Presentations by Fr. Felix
- Afternoons: Small-Group Practice in *Lectio Divina*
(& other scripture-sharing methods & programs)

CBISA – Year 3 Syllabus (*cont.*)



□ **SPRING TEAM PROJECTS (Jan. – April)**

- Facilitate a Scripture Sharing project in your own parish, school, online, or other group setting – *physically or virtually!*
- Visit and evaluate at least one other Scripture Sharing project facilitated by other CBI participants. – *again, physically or virtually!*
- Write a brief summary/evaluation report for your own Scripture Sharing project.
- See the extra handout which explains the Team Project in more detail.


□ **Saturday, May 8, 2021 – Wrap-Up / Evaluation Session:**

- Each individual submits all written summary/evaluation reports.
- Each team presents an oral summary of how your project went and what you learned in the process. (*time & location TBD*)

□ **Sunday, June 6, 2021 – Certification Ceremony; 2:30 PM**

- Liturgy of Word; Conferral of Certificates, Reception (*location TBD*)

Year 3 “Team Projects”



GOAL: *Learning to Facilitate Small-Group Scripture Sharing*

- ❑ **Who?** - teams of three (or at least two)
- ❑ **With Whom?** - recruit participants; about 8-12 people
- ❑ **Where?** - parish, school, colleagues, neighbors, online, etc.
- ❑ **When?** - almost any time (*finish before May 8, 2021*)
- ❑ **How Long?** - at least *six 90-min sessions* (or nine 60-min sessions)
- ❑ **WHAT?** - choose biblical readings, books, or topic
- ❑ **HOW?** - Select resources; select *Lectio Divina* or similar approach; integrate prayer, reading, reflection, study, quiet, and sharing.

Year 3 “Team Projects”



- ❑ **What?** Choose what biblical readings, book(s), or topic your group will focus on, in one of these ways:
 1. **Topically-based:** Pick a biblical or religious topic, which will determine what texts you study; e.g., you could focus on the parables of Jesus, or how the Apostles are portrayed in the NT, etc.
 2. **Bible-based:** Choose any book of the Bible you wish (or a small set of closely related books, such as 1 & 2 Kings, or Ezra & Nehemiah, or Luke & Acts, or the three Johannine Epistles, etc.)
 3. **Lectionary-related:** Pick a biblical book that is used at Mass during the current liturgical season; e.g. study 1 John after Christmas, the Gospel of John during Lent, Acts during the Easter season, etc.
 4. **Lectionary-based:** Each week, focus on the three Lectionary readings for the following Sunday.

- ❑ **How?** *Select some Scripture resources for your group:*
 - For example, some short commentaries or study guides.
 - Use the *Lectio Divina* approach or another similar method for adult Scripture Sharing groups.
 - **Make sure to integrate prayer, reading, reflection, study, quiet, and sharing into each session of your project.**

Year 3 “Team Projects”



FALL: Planning your Team Project for the Spring

- ❑ Sept. 2020 – Form Project Teams
- ❑ **Oct. 2020 – Begin Developing Your Project Plans**
- ❑ Nov. 2020 – Develop Your Plans in More Detail
- ❑ Dec. 2020 – Finalize Plans for Your Team’s Project

SPRING: Implementing your plans (Jan. – April)

- ❑ Actually conduct/facilitate a small Scripture-Sharing group


May 8, 2021 – Wrap-Up / Evaluation Session

- ❑ Presenting your written & oral reports

Sunday, June 6, 2020 – Certification Ceremony

- ❑ Place TBD, depending on COVID


Due Next Saturday, Oct. 17:



□ *Two-page report detailing all of the following:*

- *Identify the **facilitators**:* Give your full names, phone numbers, and emails.
- *List the **basic logistics**:* project location? exact dates/times? types of participants? publicity planned?
- *Propose the **content**:* What biblical readings, book(s), or topic will your project focus on?
- *Mention your **resources**:* Which Scripture Sharing guides, commentaries, videos, tapes, handouts, or other resources will you as facilitators use? What resources will all participants in your group be asked to get and use?

Some Team Project “Tips”



❑ Don't rush!

- The projects don't start until next Spring. Develop your plans step by step.
- Try to incorporate what we're learning this Fall.

❑ Don't over-prepare!

- You're not “presenting” or “teaching” an academic course on scripture.
- You're just facilitating a process of small-group reading & praying with scripture, of sharing with and learning from one another.
- Try to recruit folks new to the Bible, rather than using an existing group.

❑ Communicate & Collaborate!


- Always “CC” **all** your team members when emailing CBISA leaders.
- Participation and reliability are essential, but also humility and love.
- Include the Holy Spirit in your process: *love, joy, peace, patience, kindness, generosity, faithfulness, gentleness, and self-control* (Gal 5:22-23)

Tips for Facilitating Groups




- ❑ “Characteristics of an Effective Facilitator”
 - HO from Sept
- ❑ “Tips for Starting a Group Bible Study”
 - From a webpage by Loyola Press
- ❑ “Group Faith-Sharing Guidelines”
 - HO from Year 1
- ❑ “Faith-Sharing Dynamics”
 - In same PDF as “Group Faith-Sharing Guidelines”

Characteristics of an Effective Facilitator



1. Is Competent, Compassionate, and Courageous
2. Listens to Others with Understanding
3. Empowers Others to Use Their Gifts
4. Recognizes and Respects Individual Differences
5. Understands His or Her Role as Task- and Relationship-Oriented
6. Contributes Ideas and Suggests Solutions to Problems;
but also Values the Ideas and Contributions of Others
7. Recognizes and Rewards Individual & Team Efforts
8. Encourages and Appreciates the Comments and Insights of Others
9. Includes Others in the Decision-Making Process
10. Acknowledges and Confronts Conflict in a Timely, Open Manner
11. Leads from the Front, Middle, and Back – As Needed
12. Helps the Group to Focus on the Goal/Vision,
and Keeps the Group Going toward That Goal/Vision

Tips for Starting a Group Bible Study



One of the best ways to learn about scripture is to read it and discuss it with other people. Consider joining a Bible study program in your parish. If your parish doesn't have a program, start a group Bible study yourself. Here are some suggestions for getting started.


- ❑ **Be clear about your purpose.**
- ❑ **Choose a scripture program that suits your purpose.**
- ❑ **Agree on norms for discussion.**
- ❑ **Agree on the commitment to the group Bible study.**
- ❑ **Settle housekeeping matters.**
- ❑ **Agree on leadership.**
- ❑ **Put God at the center.**

LOYOLA PRESS.
A JESUIT MINISTRY

FJ's Reminder: Goal isn't just "study" and "learning about scripture" – but rather "encountering Jesus" and growing in faith as disciples.

Faith-Sharing Guidelines

"Ten Commandments" – for SPEAKING and LISTENING



1. See Jesus in every member of your group.
2. Love each member just as she or he is today.
3. Treat everyone as well as you want them to treat you (the **"Golden Rule"**).
4. Share only what God is revealing to you about yourself and your own life.
5. Allow each person equal time to share with the group, but don't force anyone.
6. Be courteous of one another. Allow each person to speak without interruption.
7. Listening is even more important than speaking (we have two ears, one mouth).
8. Do not try to solve another person's problems. Do not teach, preach, judge, condemn, or give advice. Just listen and offer support.
9. Do not share with others outside the group what you heard in the group. Confidentiality is essential for the trust level of a group.
10. All members of the group assume responsibility for these guidelines. Gently remind and lovingly encourage one another if anyone forgets.

Faith-Sharing Dynamics



I. Dynamics of Faith-Sharing

II. Essential Components of Faith-Sharing

III. Brief Reflections to Prepare for Faith-Sharing




Faith-Sharing Dynamics



I. **Dynamics of Faith-Sharing:** God reveals God's self in our human experience, both personal and communal.

1. An individual (or group) has a religious **experience**.
2. The person (or the group) **reflects** on the experience.
3. The person (or the group) **articulates** his or her reflection on the experience.
4. The person (or the group) **discovers the meaning** in the experience.
5. The person (or the group) **responds to the forward movement** in the experience.


Faith-Sharing Dynamics



II. Essential Components of Faith-Sharing:

- ❑ **Grateful Listening:** receive sharing thankfully, as a gift, with faith-filled listening.
- ❑ **Open Acceptance:** withhold judgment about what others are sharing.
- ❑ **Prayerful Reflection:** have attentive awareness to the presence of God.
- ❑ **Peaceful Silence:** maintain a contemplative attitude (a loving gaze at the real), a discerning heart, a gentle openness to God's presence.
- ❑ **Affective Experience:** describe the interior movements you experienced.

Faith-Sharing Dynamics



III. Brief Reflections to Prepare for Faith-Sharing:

- ❑ What did I experience as I reflected and prayed?
- ❑ As I look over my prayer, where and how did I experience God's presence most deeply? Where did I encounter God or experience grace in my prayer?
- ❑ What past experience resonates with me most at this time in my life?
- ❑ What feelings does all this arouse within me?
- ❑ What do I wish to share and how will I express myself briefly?
(Remember that faith-sharing is always invitational, never forced.
I share what I can, not what I can't.)

The Blind Men & the Elephant

poetic translation by John Godfrey Saxe (1816-1887)



It was six men of Indostan
To learning much inclined,
Who went to see the Elephant
Though all of them were blind,
That each by observation
Might satisfy his mind.


The **First** approached the Elephant,
And happening to fall
Against his broad and sturdy *side*,
At once began to bawl:
"God bless me! but the Elephant
Is very like a WALL!"

The **Second**, feeling of the *tusk*,
Cried, "Ho, what have we here,
So very round and smooth and sharp?
To me 'tis mighty clear
This wonder of an Elephant
Is very like a SPEAR!"

The **Third** approached the animal,
And happening to take
The squirming *trunk* within his hands,
Thus boldly up and spake:
"I see," quoth he, "the Elephant
Is very like a SNAKE!"

The Blind Men & the Elephant

poetic translation by John Godfrey Saxe (1816-1887)




The **Fourth** reached out an eager hand,
And felt about the *knee*
"What most this wondrous beast is like
Is mighty plain," quoth he:
"'Tis clear enough the Elephant
Is very like a TREE!"

The **Fifth**, who chanced to touch the *ear*,
Said: "E'en the blindest man
Can tell what this resembles most;
Deny the fact who can,
This marvel of an Elephant
Is very like a FAN!"

The **Sixth** no sooner had begun
About the beast to grope,
Than seizing on the swinging *tail*
That fell within his scope,
"I see," quoth he, "the Elephant
Is very like a ROPE!"

And so these men of Indostan
Disputed loud and long,
Each in his own opinion
Exceeding stiff and strong,
Though each was partly in the right,
And all were in the wrong!

The Blind Men & the Elephant



THE BLIND MEN & THE ELEPHANT

Questions for Break-out Discussion:

- ❖ What's the Main Point of this story?
- ❖ Given that we are not Buddhists, nor blind, nor living near elephants, how is this story still relevant for American Christians of the 21st Century?

Sacred Scripture Resources for Individuals & Small Groups

Fr. Felix Just, S.J., Ph.D.

<http://catholic-resources.org>

**Catholic Bible Institute
Year 3 – Practicum**



Dei Verbum

"Dogmatic Constitution on Divine Revelation"

(Second Vatican Council - Nov. 18, 1965)

Chapters:

Preface (§1)

Revelation Itself (§§2-6)

**The Transmission of Divine
Revelation** (§§7-10)

**Sacred Scripture, Its Divine
Inspiration and Interpretation**
(§§11-13)

The Old Testament (§§14-16)

The New Testament (§§17-20)

**Sacred Scripture in the Life
of the Church** (§§21-26)

Catechism of the Catholic Church

The Profession of Faith: "I Believe" - "We Believe"

(Part One, Section One, Chapter Two - §§ 51-141)

Article 1: The Revelation of God (§§ 51-73)

God Reveals His "Plan of Loving Goodness"

The Stages of Revelation

Christ Jesus - "Mediator and Fullness of All Revelation"

Article 2: The Transmission of Divine Revelation

(§§ 74-100)

Apostolic Tradition

The Relationship between Tradition & Sacred Scripture

The Interpretation of the Heritage of Faith

Article 3: Sacred Scripture (§§ 101-141)

Christ - The Unique Word of Sacred Scripture

Inspiration and Truth of Sacred Scripture

The Holy Spirit, Interpreter of Scripture

The Canon of Scripture

Sacred Scripture in the Life of the Church

Dei Verbum (Vatican II) – Chap. 6, Par. 21-26

“Scripture in the Life of the Church”


21: Church venerates Scriptures just as she venerates the Lord's body (!); she receives & offers “bread of life from the table both of God's word and of Christ's body”

22: Provide “easy access” thru translations: Greek LXX; Latin Vulgate; modern langs.

23: Deeper understanding; study; exegesis

24: Scripture is foundation for all theology, preaching, catechesis, etc.

25-26: **All** Christians must read, study, & pray scripture!



Dei Verbum (Vatican II) – Chap. 6, Par. 21-26

“Scripture in the Life of the Church”

- **Communal / Liturgical:**

- Esp. Eucharist; other sacraments, “Liturgy of the Hours”
- Preaching, Theology, Religious Ed, Small-Group Prayer

- ***Lectioary for Mass***: Three-year Sunday cycle:

- A: Matthew; B: Mark; C: Luke; ? John ?
- See the [Roman Catholic Lectionary](#) website

- **Individual:**

- Study, Reading, Prayer, Meditation – Daily?
- *Lectio Divina*





Scripture in **Your** Life & Ministry?

- How often do **you** read Scripture?
 - Not just at Mass, or preparing for Mass?
 - Not just short excerpts, but whole books?
 - Also some commentaries & scholarly books?

- Are there “Bible Study” groups in your parish?
 - None? Just one? More than one?
 - Different days, various times, diverse people?



Scripture for **Everyone** in a Parish?

■ Liturgy & Sacraments

- Sunday & Daily Mass – preparations?
- Baptisms, Weddings, Funerals?
- All other Sacraments?

■ Meetings & Activities

- Is some scripture used by **all** parish groups?
- Is scripture used in **all** events / activities?
- How can/do you encourage **greater** use?



Recommended Biblical Resources

(See Handout from Sept.)

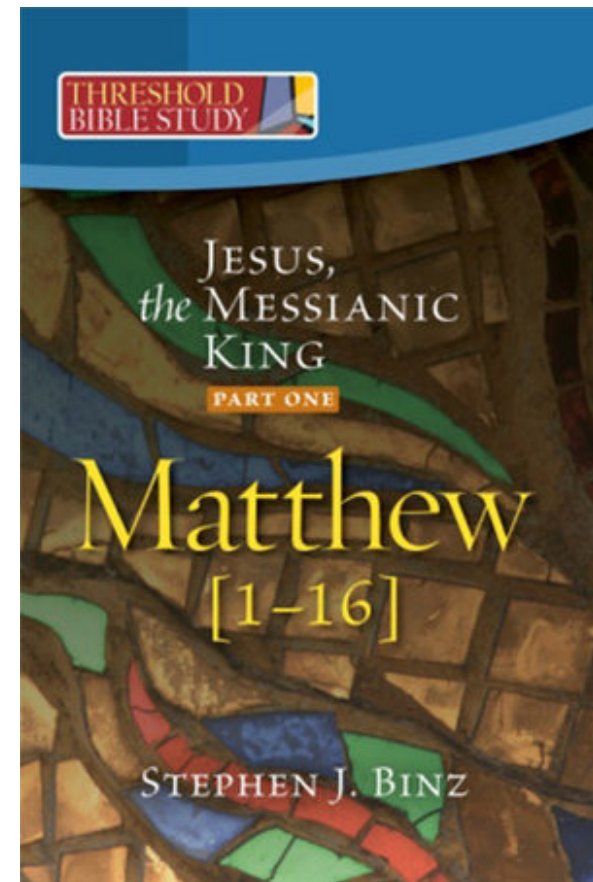
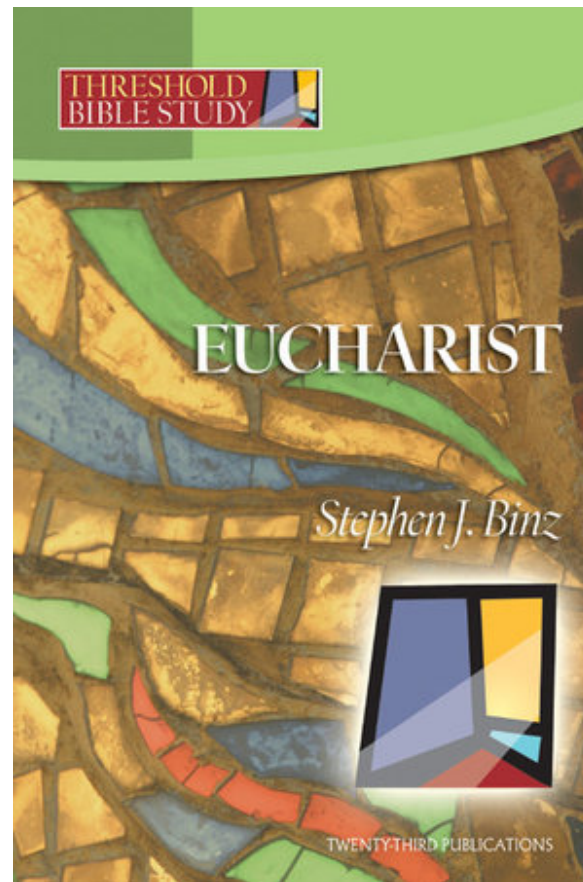
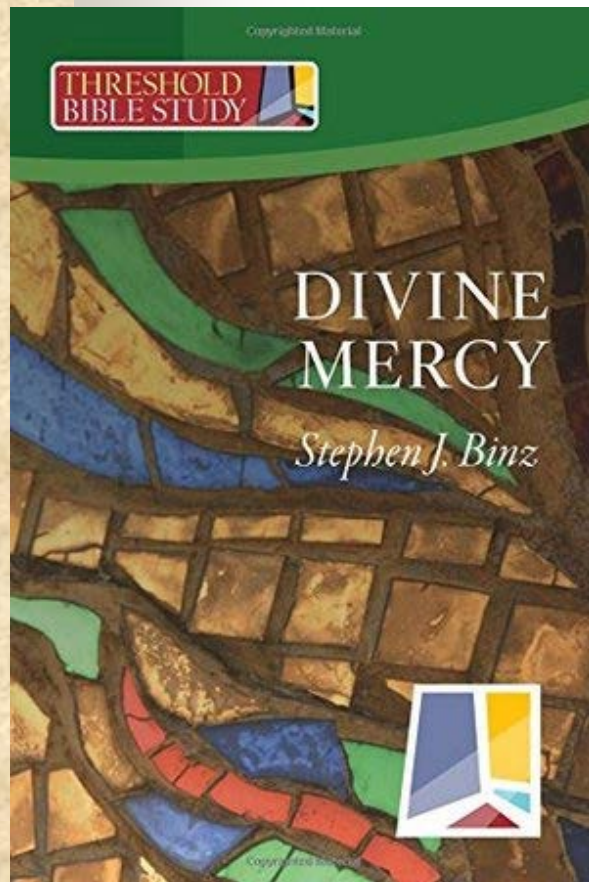
- Bible Study Booklets / Scripture Sharing Guides
- Reference Works for Small-Group Leaders
 - Study Bibles (*with good intros, notes, maps, etc.*)
 - Bible Dictionaries (*alphabetical* order of entries)
 - Bible Commentaries (*canonical* order of books)
 - Bible Atlases, Concordances, Gospel Synopses
- Electronic & Online Resources
 - Software, Websites, Videos, Podcasts, Phone Apps



Scripture Study Series (small booklets)

- *Threshold Bible Study* – <https://www.bridge-b.com/threshold-bible-study>
- *Alive in the Word* – <http://aliveintheword.org>
- *Little Rock Scripture Study* – <https://www.littlerockscripture.org>
- *New Collegeville Bible Commentary & Collegeville Bible Commentary* – <https://www.litpress.org>
- *Six Weeks with the Bible* – <https://www.loyolapress.com/our-catholic-faith/scripture-and-tradition/catholic-bible-study>
- *The Catholic Biblical School Program* - <http://www.paulistpress.com>
- *Scripture from Scratch / "Catholic Update"* – <http://www.liquori.org>
- **Cautions:** Ignatius Catholic Bible Study & Great Adventure Bible Study

THRESHOLD BIBLE STUDY



THRESHOLD BIBLE STUDY





- By Stephen J. Binz
 - Some extra resources online: intro video, podcast, etc.
- Some “Topical” studies
 - Newest Two: *Forgiveness; Peacemaking*
- Some “Biblical book” studies
 - Newest Two: *Romans; 1 Corinthians*
- Six-Week Format (30 chapters)
 - Participants study one text on their own *daily!*
 - Weekly group meetings shouldn’t try to cover all texts.

Alive in the Word – <http://aliveintheword.org>

■ By Little Rock Scripture Study; several sub-series:

- Virtues for Disciples
- Cloud of Witnesses
- Seasons of Our Lives
- Liturgical Seasons
- Connecting with the Sacraments
- Gleanings from the Gospels




■ Format:

- Short volumes: only 40-44 pages each; three sessions/chapters, with the following sub-sections:
- *Reading the Biblical Text; Setting the Scene; Understanding the Scene Itself; Praying the Word / Sacred Reading; Living the Word*

Six Weeks with the Bible – Loyola Press

- Titles in English, Spanish, and for Teens
 - Some OT; more NT; some Thematic
 - Samples of LUKE available online (Eng/Span/Teen)
- Format:
 - Similar to *Lectio Divina* (but without the explicit terminology)
 - Focus on just **one** biblical text per week
- Extra Resources & Articles online:
 - Leaders' Guides
 - Promotional Posters
 - Parent-Child Guide
 - Tips for Starting
 - Etc.





Other “Bible Study” Series

- *Little Rock Scripture Study* –
<https://www.littlerockscripture.org>
- *New Collegeville Bible Commentary*
& *Collegeville Bible Commentary* –
<https://www.litpress.org>
- *The Great Adventure* (Jeff Cavins)
- *Ignatius Bible Study* (Scott Hahn)
- *Bible Study Guide for Catholics* (Fr. Mitch Pacwa)

Monthly Missalettes


- *Give Us This Day* –
<https://www.giveusthisday.org>
- *Living with Christ* –
<http://www.livingwithchrist.us>
- *Magnificat* –
<http://us.magnificat.net>
- *Word Among Us* –
<http://wau.org>



Give Us This Day


Monthly Missalette (Free Samples)

- + from **Liturgical Press**
(Benedictines, Collegeville, MN)
- + Daily MP & EP (2 pages each)
- + Daily Mass Readings & Prayers
- + Daily Reflections on the Readings (1 page each)
- + Daily “Blessed among Us” (1 page each)
- + Weekly “Within the Word” Articles (2 pages each)
- + Monthly articles on other topics of prayer/spirituality
- + In Print and/or smart-phone APP




Living with Christ; Magnificat; Word Among Us

 **Living with Christ**
SEPTEMBER 2017
VOL. 23 NO. 9
CANONICAL COMMISSION TO PROMOTE AND UPLIFT THE SACRAMENT



“Companion” Books from Magnificat

- Advent Companion
- Lenten Companion
- Year of Faith Companion
- Year of Mercy Companion
- Year for Priests Companion
- Roman Missal Companion
- Rosary Companion






Resources in Print and Electronic

- <http://www.catholic-resources.org/Bible/Bibliography.htm>
- Almost anything by **The Liturgical Press** or **Paulist Press**
- <http://Bibles.com> – bulk-orders for Bibles & Resources
- *Accordance Bible Software* – <https://www.accordancebible.com>
- *Bible Works* – <https://www.bibleworks.com>
- *Bibloi 8* – <http://silvermountainsoftware.com/bibloi.html>
- *E-Sword* (free) – <http://www.e-sword.net>
- *Logos Bible Software* (free version) – <https://www.logos.com>
- *PC Study Bible* – <https://biblesoft.com>
- *Verbum* (Catholic version of Logos) – <https://verbum.com>

Videos, Apps, Podcasts

- *The Bible Project* – free short videos on biblical texts, themes, words; <https://thebibleproject.com>
- *Catholic NAB* – app for iPhone/iPad only;
<http://www.gregfairbrother.com/p/nabre-iphone-app.html>
- Other apps: iMissal, iBreviary, Laudate, Salt & Light, Universalis, etc.
- *Daily Readings from the NAB* – podcasts of Mass/Lectionary readings; from USCCB
- *ESV Old Testament & ESV New Testament* – free dramatized podcasts; best currently available
- *Faith Comes By Hearing* – several other versions & languages (usually Prot OT, w/o Apocrypha)





The Bible Project (free videos online)

Themes

- The Covenants
- Day of the Lord
- Gospel of the Kingdom
- Heaven & Earth
- Holiness
- Holy Spirit
- Image of God
- The Law
- The Messiah
- Sacrifice & Atonement
- Public Reading of Scripture

Series

- How to Read The Bible
- Torah Series
- Gospel Series
- Wisdom Series
- The Shema Series

Old Testament

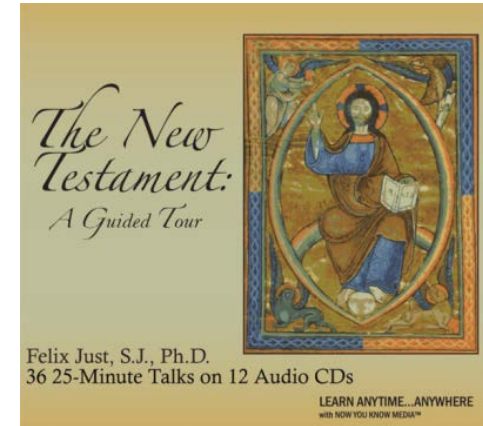
- 1 or 2 Videos on each OT book

New Testament

- Video on each NT book

Audio CD Programs by Fr. Felix

- New Testament: Guided Tour
- The Lectionary for Mass
- What Is Faith?
- Retreat with Gospel of Mark
- Retreat with Gospel of Matthew
- Retreat with Gospel of Luke
- Retreat with Gospel of John
- See <https://www.learn25.com/>
 - Prices vary by length of program
 - Titles recently changed; search for “Felix”





Other Scripture-Sharing Resources


- Your suggestions?
 - Have you heard about other programs or publications?
 - Have you actually used them? How?
- Evaluate all resources carefully:
 - Who publishes them? (Catholic, Protestant, Jewish, etc.)
 - What are the publications' strengths & weaknesses?
 - Do they focus on “study”? Or also include “prayer”?

READINGS FOR THIS MONTH'S CBISA

- ❖ **Mestre, Gabriel. *Pray with the Bible; Meditate with the Word: The Exciting World of Lectio Divina*. ABS, 2013.**
 - + Ch. 5 – “General Introduction to Lectio Divina”
 - + Ch. 6 – “The Steps of Lectio Divina”
- ❖ **Regan, Jane E. *Forming a Community of Faith: A Guide to Success in Adult Faith Formation Today*. New London, CT: 23rd Publications, 2014.**
 - + Ch. 1 – “Context for Forming an Adult Community”
 - + Q: What are some of the currents of “post-modernity” that affect us and our Catholic communities, both positively and negatively (promises and challenges)? How do these post-modern currents affect the adults who will participate in your scripture-sharing groups? What insights from this chapter of Regan’s book can help us address these challenges?
 - + Ch. 2 – “Evangelization and the Call for Adult Catechesis”
 - + Q: What is “Evangelization”? How and why is it at the core of the mission of the Church? What’s “new” or different about the “New Evangelization”? How is your ministry in facilitating adult scripture-sharing groups related to the Evangelization efforts of your parish?

Discussion of Readings:

Jane Regan, *Forming a Community of Faith*



- ❑ **Ch. 1:** What are some of the currents of “post-modernity” that affect us and our Catholic communities, both positively and negatively (challenges and promises)? How do these post-modern currents affect the adults who will participate in your scripture-sharing groups? What insights from this chapter of Regan’s book can help us address these challenges?
- ❑ **Ch. 2:** What is “Evangelization”? How and why is it at the core of the mission of the Church? What’s “new” or different about the “New Evangelization”? How is your ministry in facilitating adult scripture-sharing groups related to the Evangelization efforts of your parish?

People Are Different!



- ❑ Multiple Intelligences (H. Gardner)
- ❑ Learning Styles (French, Gilley, et al)
- ❑ Myers-Briggs Type Inventory
- ❑ Generational Differences



People Are Different!

Multiple Intelligences (H. Gardner)



Different Types of “Intelligence”

- | | |
|-------------------------|---------------------------------|
| 1. Linguistic | <i>“Word Smart”</i> |
| 2. Logical-Mathematical | <i>“Number/Reasoning Smart”</i> |
| 3. Visual-Spatial | <i>“Picture Smart”</i> |
| 4. Bodily-Kinesthetic | <i>“Body Smart”</i> |
| 5. Musical | <i>“Music Smart”</i> |
| 6. Inter-personal | <i>“People Smart”</i> |
| 7. Intra-personal | <i>“Self Smart”</i> |
| 8. Naturalist | <i>“Nature Smart”</i> |

People Are Different!

Learning Styles (French, et al)



- ❑ **VISUAL:** Seeing Visual Depictions (e.g., pictures, graphs)
- ❑ **AURAL (AUDITORY):** Listening
- ❑ **KINESTHETIC:** Whole Body Movement

- ❑ **INTERACTIVE:** Verbalization
- ❑ **HAPTIC (TACTILE):** Sense of Touch or Grasp
- ❑ **OLFACTORY:** Sense of Smell and Taste
- ❑ **PRINT:** Seeing Printed or Written Words

People Are Different!

Myers-Briggs Type Inventory



These are **Functional Preferences**, not Good/Bad Judgments

- **Attitudinal Preferences:** *Where We Get Our Life Energy*
Extravert (**E**) ↔ Introvert (**I**)
- **Perceiving Functions:** *How We Take In Information*
Sensate (**S**) ↔ iNtuitive (**N**)
- **Judging Functions:** *How We Make a Judgment about What Is Taken In*
Thinking (**T**) ↔ Feeling (**F**)
- **Mode of Action:** *How We Operate in Our Day-to-Day Lives*
Judging (**J**) ↔ Perceiving (**P**)

People Are Different!

Catholic Generational Differences



Pre-Conciliar (*born before 1940*)

generation most likely to **retain** conventional beliefs & practices

Vatican II (*b. circa 1940-1960*)

generation most likely to accept **reformed** beliefs, reflecting how they were raised in both pre- and post-Vatican II Church

Post-Vatican II: Gen. X (*b. circa 1960-1980*)

generation more likely to **reject** rules; mistrust institutions


Post-Vatican II: Millennials (*b. circa 1980-2000*)

generation more likely to **rewrite** rules; institutions irrelevant;
OR: desire to return to older traditions and prior institutions


PEOPLE ARE DIFFERENT! – SO WHAT?

- ❖ **How might anything we just learned affect the inter-personal dynamics within a small scripture-sharing group?**
 - + Differences in learning styles? Differences in personalities?
 - + **Caution:** Don't pigeon-hole or type-cast people or put them in boxes! Individuals are always more complex than categories or types!
- ❖ **How might what we've learned affect our planning for our team projects next Spring?**
 - + Differences between us, members of a team that is working together?
 - + Differences among the people who will participate in our Spring projects?
- ❖ **Break-Out Room Discussions**

Effective Listening Skills

- ◆ Listening Skills – Intro (pg. 1)
 - ◆ The 10 Principles of Listening (pg. 2)
 - ◆ Barriers to Effective Listening (pp. 3-4)
 - ◆ Guidelines to Being a Better Listener (p. 5)
 - ◆ Exercise: An Experience of Listening (p. 6)
 - Small-Group Discussion
- 

Listening Skills – Intro



The most basic and powerful way to connect to another person is to listen. Just listen. Perhaps the most important thing we ever give each other is our attention.

— Rachel Naomi Remen




Effective listening requires concentration and the use of your other senses – not just hearing the words spoken.




Listening is not the same as hearing; in order to listen effectively you need to use more than just your ears.

**Do not jump to conclusions about what you see and hear.
Always seek clarification to ensure that your understanding is correct.**


The 10 Principles of Listening (pg. 2)

- ◆ 1: Stop Talking
 - ◆ 2: Prepare Yourself to Listen
 - ◆ 3: Put the Speaker at Ease
 - ◆ 4: Remove Distractions
 - ◆ 5: Empathize
 - ◆ 6: Be Patient
 - ◆ 7: Avoid Personal Prejudice
 - ◆ 8: Listen to the Tone
 - ◆ 9: Listen for Ideas – Not Just Words
 - ◆ 10: Wait and Watch for Non-Verbal Communication
- 

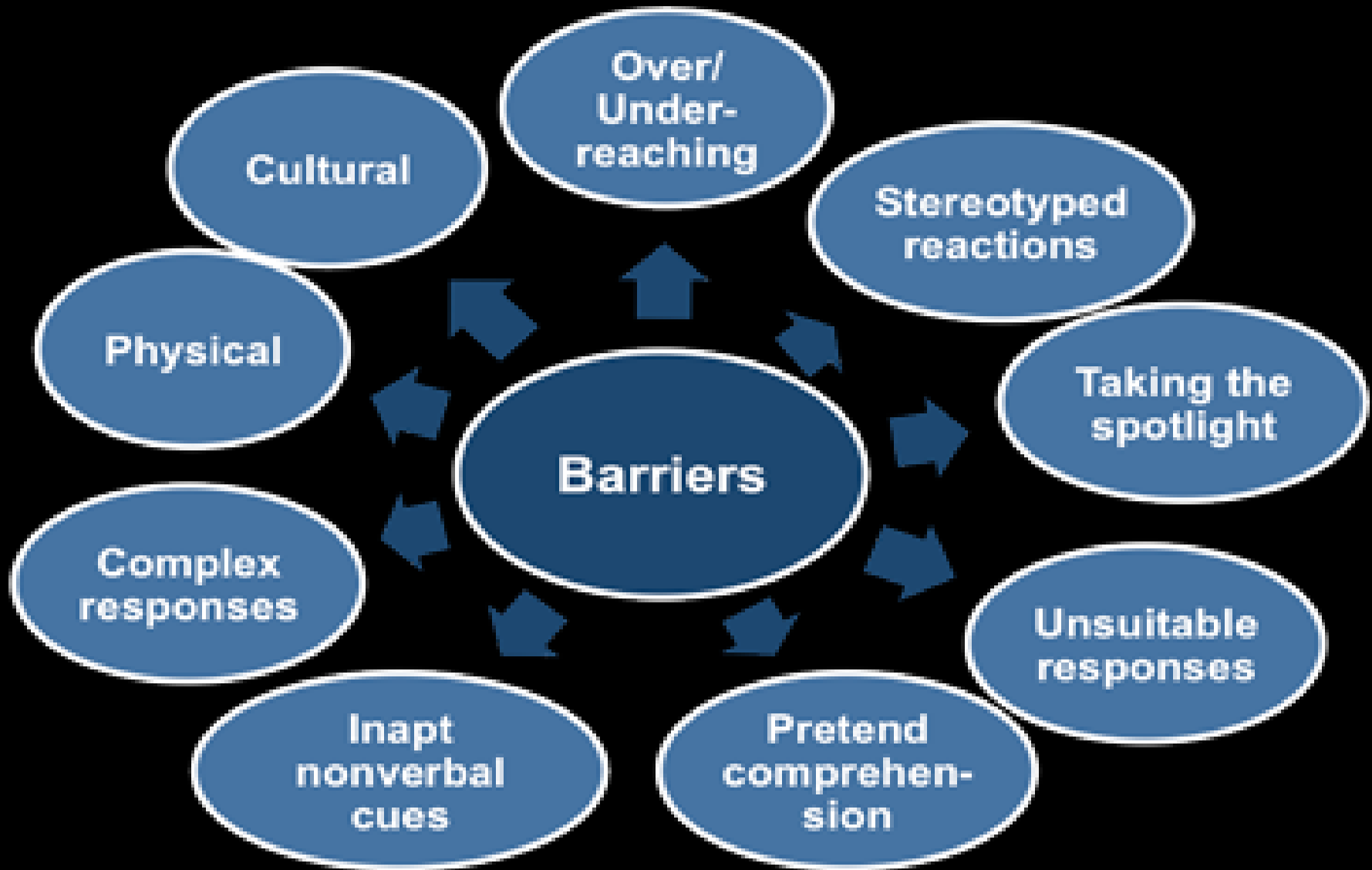
Barriers to Effective Listening (pp. 3-4)




Barriers to Effective Listening (pp. 3-4)

- ◆ Trying to listen to more than one conversation at a time.
 - ◆ You find the communicator attractive/unattractive.
 - ◆ You are not interested in the topic/issue.
 - ◆ Not focusing and being easily distracted.
 - ◆ Feeling unwell or tired, hungry, thirsty, etc..
 - ◆ Identifying rather than empathizing.
 - ◆ Sympathizing rather than empathizing.
 - ◆ You are prejudiced or biased.
 - ◆ You have preconceived ideas or bias.
 - ◆ You make judgements.
 - ◆ Previous experiences.
 - ◆ Preoccupation.
 - ◆ Having a Closed Mind
- 

Barriers to Effective Listening



Guidelines to Being a Better Listener (p. 5)

- ◆ **Be eager to listen.**
 - Almost all listening difficulties can be overcome by deciding to really hear and be interested in other people.
 - ◆ **Behave like a good listener.**
 - Be alert, sit straight, lean forward if appropriate, and let your face show interest.
 - ◆ **Listen in order to understand.**
 - Don't just listen to be listening; try to really understand what is being said.
 - ◆ **React positively.**
 - Be generous with applause, nods, comments, questions, and encouragement as appropriate.
 - ◆ **Stop talking yourself.**
 - You can't listen while you are talking. In a conversation, let the other person finish and hear what he or she is saying before you go in.
- 

Guidelines to Being a Better Listener (p. 5)

- ◆ **Empathize with the speaker.**
 - Put yourself in the speaker's place and try to clearly see that point of view.
- ◆ **Ask good questions.**
 - When you don't understand, when you need further clarification, ask questions. However, don't ask questions that will embarrass or put down the other person.
- ◆ **Concentrate on what the other person is saying.**
 - Focus on the words, the ideas, the feelings being expressed, and the body language.
- ◆ **Look at the other person.**
 - Facial expressions and body language help the other person communicate with you.
- ◆ **React to ideas, not to the person.**
 - Don't allow your personal attitudes to influence your interpretation of words. Good ideas can come from anyone.
- ◆ **Don't argue mentally.**
 - If you are trying to understand the other person, arguments will set up barriers.



Exercise: An Experience of Listening (p. 6)

- ◆ 1) Recall an experience in which you were speaking to a group, and you felt truly listened to and understood by the others.
 - What did others do to let you know that they were listening to you with understanding?
How did you feel?
 - Contrarily, what did others do that showed they were *not* listening and did *not* understand?
How did you feel?

Exercise: An Experience of Listening (p. 6)

◆ 2) Recall an experience when you were listening to someone else, and you were truly understanding the other person.

- What did the person do to show he/she knew you were listening well and understanding?

How did you feel?

- Contrarily, how did he/she react when you were *not* really listening or understanding them?

How did you feel?




LUNCH BREAK



□ Please be back by 1:00 pm.



CBISA – Fall 2020 Groups



	Group A: Agatha	Group C: Cecilia	Group F: Felicity	Group J: Jerome	Group P: Polycarp
•					
1	Patti A.	Laura R-G.	Bill J.	Veronica M-B.	James S.
2	Elaine B.	Jessica G.	Felicia K.	Juana M.	Br. Jeffrey St.G.
3	Douglas C.	Dan G.	Kevin K.	Sally O.	Aida U.
4	MaryCarmen C.	Suzanne G.	Patricia K.	Patrick O.	Alberto U.
5	Bridget D.	Joey Lee H.	Patricia L.	Sr. Noelle O.	Amy VdM.
6	Louis G.	Sherri J.	Frances M.	Jose O.	Holiday W.

PM: Lectio Divina Practice




□ 1:00 *Lectio Divina Practice*

- Review LD Steps & Faith Sharing Guidelines (15 min)
- *Lectio Divina Practice Groups: Matt 22:15-21 (29th Sun, Year A) – facilitated by students 1&2 in each group* (45 min)

□ 2:00 Large-Group Evaluation & Discussion of *LD* Process



□ 2:30 **Final Announcements and Closing Prayer**

□ 2:45 Conclusion



Lectio Divina: Process (ABS)

- 1) Reading (*lectio*) – hearing God’s Word in the Bible
 - 2) Meditation (*meditatio*) – reflecting on the meaning of the text
 - 3) Prayer (*oratio*) – speaking with God in praise, thanks, petition
 - 4) Contemplation (*contemplatio*) – silence, listening to God
 - 5) Action (*actio*) – letting the encounter affect my life & work
- Flexibly adapt these steps, as needed, for individuals and groups



LECTIO DIVINA

Reading the Scripture

Reflecting on the Meaning

Responding through Prayer

Resting in God


Responding in Action



Lectio Meditatio Oratio Contemplatio Operatio

Faith-Sharing Guidelines

"Ten Commandments" – for SPEAKING and LISTENING



1. See Jesus in every member of your group.
2. Love each member just as she or he is today.
3. Treat everyone as well as you want them to treat you (the **"Golden Rule"**).
4. Share only what God is revealing to you about yourself and your own life.
5. Allow each person equal time to share with the group, but don't force anyone.
6. Be courteous of one another. Allow each person to speak without interruption.
7. Listening is even more important than speaking (we have two ears, one mouth).
8. Do not try to solve another person's problems. Do not teach, preach, judge, condemn, or give advice. Just listen and offer support.
9. Do not share with others outside the group what you heard in the group. Confidentiality is essential for the trust level of a group.
10. All members of the group assume responsibility for these guidelines. Gently remind and lovingly encourage one another if anyone forgets.

Lectio Divina Practice



□ **Matt 22:15-21**

- Some Pharisees challenge Jesus
- 29th Sun, Year A

□ ***Facilitated by students 1&2 in each group*** (40+5 min)

- One CBSIA Leadership Team member will listen in, but not participate.
- That member will lead a brief evaluation at 1:55 pm
- All will rejoin the large group at 2:00 pm

Lectio Divina – Luke Dysinger, OSB



Simplified explanation, published in monthly
Give Us This Day, back pages:

- **Read**
- **Ponder**
- **Pray**


Cf. <https://www.saintandrewsabbey.com/Lectio-Divina-s/267.htm>

Evaluation of *Lectio Divina* Groups



1. What were your feelings as you gathered for the first time as a group?
2. What questions or concerns were on your mind as you gathered with your new group?
3. What helped you to feel at ease / at home?
4. What did group members say/do that helped the group process along?
5. What did the facilitator(s) do that helped the process develop?
6. How well did the group use the 5 steps of *Lectio Divina*?
7. How smoothly did the group process go, from start to finish?
8. Based on this experience, what do you consider to be some of the most important characteristics or skills of an effective facilitator?

Reminder: Due Sat., Oct. 17:



□ *Two-page report detailing all of the following:*

- *Identify the **facilitators**:* Give your full names, phone numbers, and emails.
- *List the **basic logistics**:* project location? exact dates/times? types of participants? publicity planned?
- *Propose the **content**:* What biblical readings, book(s), or topic will your project focus on?
- *Mention your **resources**:* Which Scripture Sharing guides, commentaries, videos, tapes, handouts, or other resources will you as facilitators use? What resources will all participants in your group be asked to get and use?

Closing Prayer



- ❑ **Song: *Open My Eyes*, vv. 1-2**
 - Open my eyes, Lord; help me to see your face.
Open my eyes, Lord; help me to see.
 - Open my ears, Lord; help me to hear your voice.
Open my ears, Lord; help me to hear.
- ❑ **Reading: Luke 10:25-37**
- ❑ **Prayers of Thanksgiving**
- ❑ **Concluding Prayer**
- ❑ **Song: *Open My Eyes*, vv. 3-4**

Reading: Luke 10:25-37



A reading from the Holy Gospel according to Saint Luke.

A lawyer stood up to test Jesus. "Teacher," he said, "what must I do to inherit eternal life?"

He said to him, "What is written in the law? What do you read there?"

He answered, "You shall love the Lord your God with all your heart, and with all your soul, and with all your strength, and with all your mind; and your neighbor as yourself."

And he said to him, "You have given the right answer; do this, and you will live."

But wanting to justify himself, he asked Jesus, "And who is my neighbor?"

Jesus replied, "A man was going down from Jerusalem to Jericho, and fell into the hands of robbers, who stripped him, beat him, and went away, leaving him half dead.

Now by chance a priest was going down that road; and when he saw him, he passed by on the other side.

So likewise a Levite, when he came to the place and saw him, passed by on the other side.

But a Samaritan while traveling came near him; and when he saw him, he was moved with pity.

He went to him and bandaged his wounds, having poured oil and wine on them.

Then he put him on his own animal, brought him to an inn, and took care of him.


The next day he took out two denarii, gave them to the innkeeper, and said, 'Take care of him; and when I come back, I will repay you whatever more you spend.'

Which of these three, do you think, was a neighbor to the man who fell into the hands of the robbers?"

He said, "The one who showed him mercy." Jesus said to him, "Go and do likewise."

The Gospel of the Lord. All: Praise to you, Lord Jesus Christ.

Closing Prayer



□ Prayers of Thanksgiving

- *(Speak aloud some very brief prayers of gratitude for anything you wish to share with us all.)*

□ CONCLUDING PRAYER (from <https://www.usccb.org/resources/prayer-election>)

- **ALL:** Lord God, as the election approaches,
we seek to better understand the issues and concerns that confront our city/state/country,
and how the Gospel compels us to respond as faithful citizens in our community.
We ask for eyes that are free from blindness so that we might see each other as brothers and sisters,
one and equal in dignity, especially those who are victims of abuse and violence, deceit and poverty.
We ask for ears that will hear the cries of children unborn and those abandoned,
Men and women oppressed because of race or creed, religion or gender.
We ask for minds and hearts that are open to hearing the voice of leaders who will bring us closer to your
Kingdom. / We pray for discernment, so that we may choose leaders who hear your Word,
live your love, and keep in the ways of your truth as they follow in the steps of Jesus and his Apostles
and guide us to your Kingdom of justice and peace.
We ask this in the name of your Son Jesus Christ and through the power of the Holy Spirit. **Amen.**

□ SONG: *Open My Eyes* – Verses 3&4

- Open my heart, Lord; help me to love like you. Open my heart, Lord; help me to love.
- I live within you, deep in your heart, O Love. I live within you; rest now in me.

Go in Peace!



- **Reading Assignments:**
 - **Mestre, chaps. 1 & 2**
 - **Regan, chaps. 3 & 4**

- **See you on Nov. 14:**
 - **Go in the Peace of Christ!**